



# OX2R Polyclonal Antibody

<b>Catalog No</b>	YP-Ab-13956
<b>Isotype</b>	IgG
<b>Reactivity</b>	Human;Rat;Mouse;
<b>Applications</b>	WB;ELISA
<b>Gene Name</b>	CD200R1
<b>Protein Name</b>	Cell surface glycoprotein CD200 receptor 1
<b>Immunogen</b>	The antiserum was produced against synthesized peptide derived from human MOX2R. AA range:241-290
<b>Specificity</b>	OX2R Polyclonal Antibody detects endogenous levels of OX2R protein.
<b>Formulation</b>	Liquid in PBS containing 50% glycerol, 0.5% BSA and 0.02% sodium azide.
<b>Source</b>	Polyclonal, Rabbit,IgG
<b>Purification</b>	The antibody was affinity-purified from rabbit antiserum by affinity-chromatography using epitope-specific immunogen.
<b>Dilution</b>	Western Blot: 1/500 - 1/2000. ELISA: 1/40000. Not yet tested in other applications.
<b>Concentration</b>	1 mg/ml
<b>Purity</b>	≥90%
<b>Storage Stability</b>	-20°C/1 year
<b>Synonyms</b>	CD200R1; CD200R; CRTR2; MOX2R; OX2R; Cell surface glycoprotein CD200 receptor 1; CD200 cell surface glycoprotein receptor; Cell surface glycoprotein OX2 receptor 1
<b>Observed Band</b>	37kD
<b>Cell Pathway</b>	[Isoform 1]: Cell membrane; Single-pass type I membrane protein.; [Isoform 4]: Cell membrane; Single-pass type I membrane protein.; [Isoform 2]: Secreted.; [Isoform 3]: Secreted.
<b>Tissue Specificity</b>	Expressed in granulocytes, monocytes, most T-cells, neutrophils, basophils and a subset of NK, NKT and B-cells (at protein level). Expressed in bone marrow, lymph nodes, spleen, lung, liver, spinal cord, kidney. Expressed in monocyte-derived dendritic and mast cells.
<b>Function</b>	function:Receptor for the CD200/OX2 cell surface glycoprotein. Also binds to HHV-8 K14 viral CD200 homolog with identical affinity and kinetics as the host CD200..PTM:The mature form of isoform 2 and/or isoform 4 starts at sequence position 27 of the corresponding isoform..similarity:Belongs to the CD200R family..similarity:Contains 1 Ig-like C2-type (immunoglobulin-like) domain..similarity:Contains 1 Ig-like V-type (immunoglobulin-like) domain..subunit:Interacts with Human herpesvirus 8 vOX2 protein..tissue specificity:Expressed in granulocytes, monocytes, most T cells, neutrophils, basophils and a subset of NK, NKT and B cells (at protein level). Expressed in



bone marrow, lymph nodes, spleen, lung, liver, spinal cord, kidney. Expressed in monocyte-derived dendritic and mast cells.,

## Background

This gene encodes a receptor for the OX-2 membrane glycoprotein. Both the receptor and substrate are cell surface glycoproteins containing two immunoglobulin-like domains. This receptor is restricted to the surfaces of myeloid lineage cells and the receptor-substrate interaction may function as a myeloid downregulatory signal. Mouse studies of a related gene suggest that this interaction may control myeloid function in a tissue-specific manner. Alternative splicing of this gene results in multiple transcript variants. [provided by RefSeq, Jul 2008],

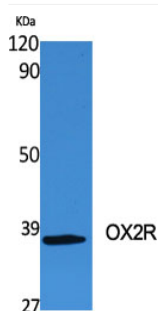
## matters needing attention

Avoid repeated freezing and thawing!


## Usage suggestions

This product can be used in immunological reaction related experiments. For more information, please consult technical personnel.

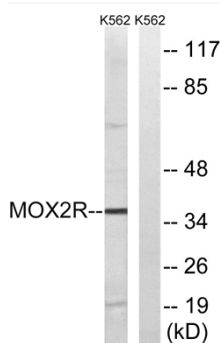
## Products Images



Western Blot analysis of K562 cells using OX2R Polyclonal Antibody



Western Blot analysis of HepG2 cells using OX2R Polyclonal Antibody



Western blot analysis of lysates from K562 cells, using MOX2R Antibody. The lane on the right is blocked with the synthesized peptide.